

**BMW S1000RR '19-'22
BMW S1000R '20-'22**

M O U N T I N G I N S T R U C T I O N S

REF 20215N

TAPAS LATERAL IZQUIERDO / LEFT SIDE COVERS



1 Person

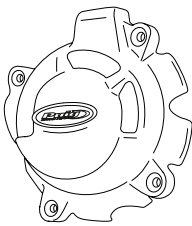



30 min



EASY



ID.	PIEZA / PART	DESCRIPCIÓN	DESCRIPTION	QTY.	REF.:
1		Tapa izquierda	Left cover	1	CONJUNTO--20215
2		Tornillo M6x40 DIN6921	M6x40 DIN6921 screw	4	-

**CONSULTAR EN NUESTRA PAGINA WEB LA DISPONIBILIDAD DEL VIDEO DE MONTAJE DE ESTA REFERENCIA.
CONSULT OUR WEBSITE THE VIDEO MOUNT AVAILABILITY OF THIS REFERENCE.**



**BMW S1000RR '19-'22
BMW S1000R '20-'22**

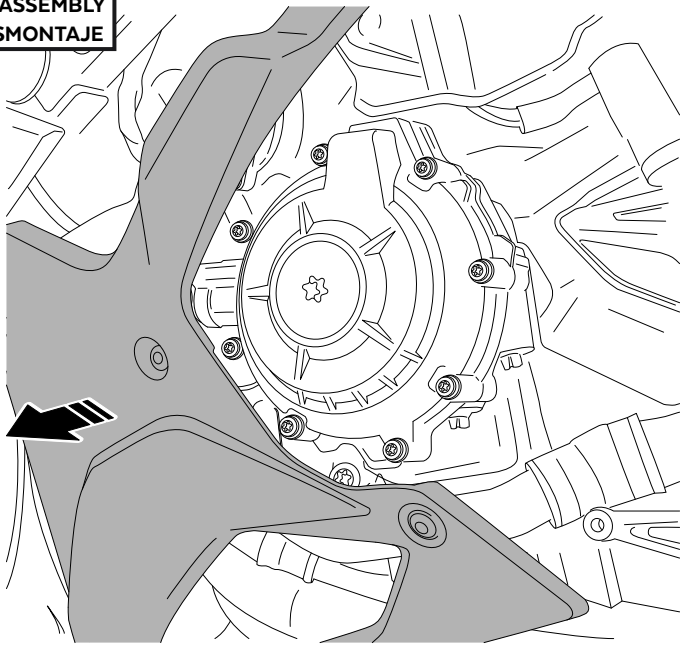
REF 20215N

INSTRUCCIONES DE MONTAJE - MOUNTING INSTRUCTIONS - MONTAGEANLEITUNG

1

DESMONTAR EL CARENADO /
REMOVE THE COVER

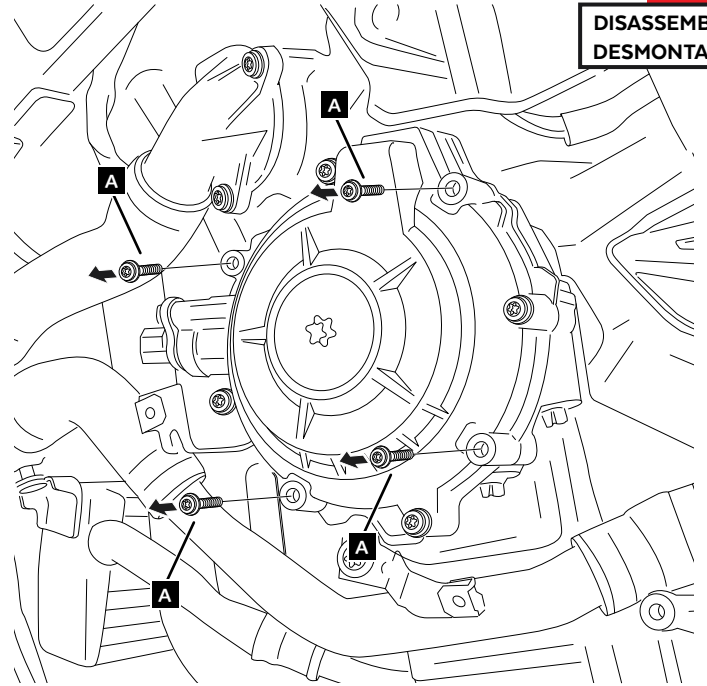
DISASSEMBLY
DESMONTAJE



2

A Tornillería original
Original screws

DISASSEMBLY
DESMONTAJE



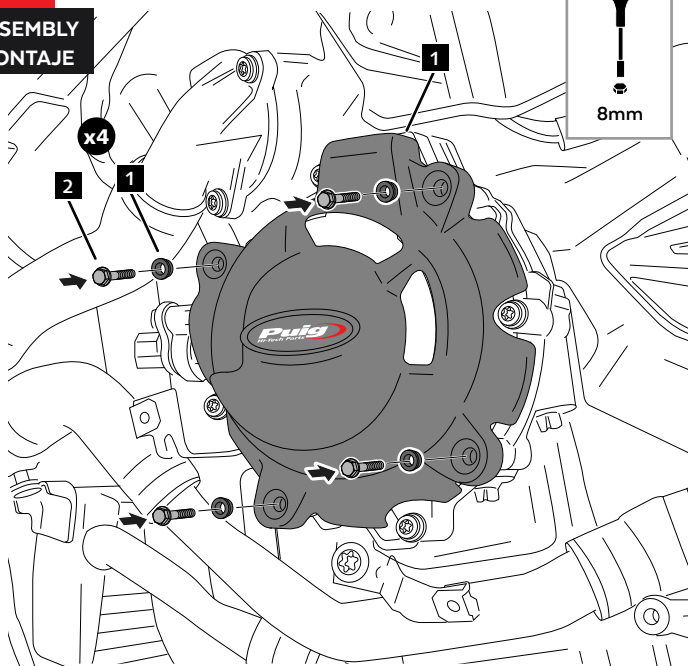
3

ASSEMBLY
MONTAJE

TUBE



8mm

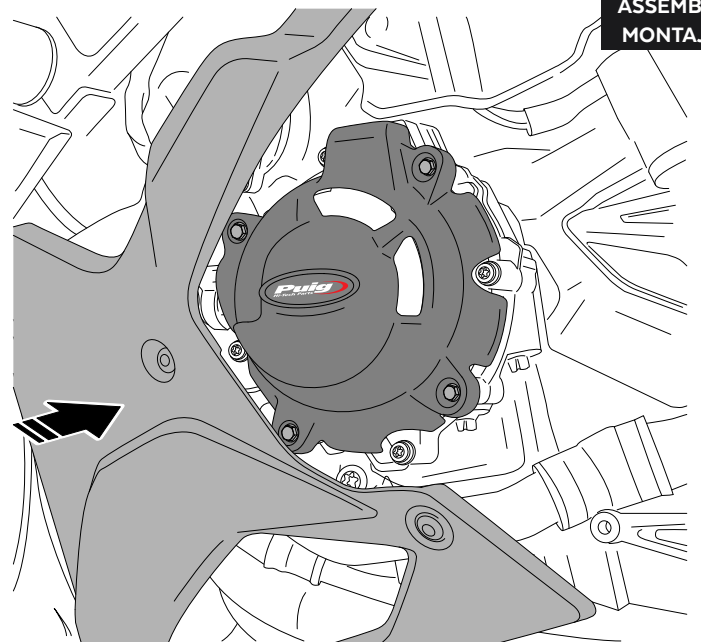


2 3,00 N/m + ángulo giro 90° - Par de apriete
2,21 lbf/ft + turning angle 90° - Tightening torque

MONTAR EL CARENADO /
ASSEMBLE THE COVER

4

ASSEMBLY
MONTAJE



**BMW S1000RR '19-'22
BMW S1000R '20-'22**

M O U N T I N G I N S T R U C T I O N S

REF 20215N

TAPAS LATERAL DERECHO / RIGHT SIDE COVERS



1 Person



30 min



EASY



ID.	PIEZA / PART	DESCRIPCIÓN	DESCRIPTION	QTY.	REF.:
1		Tapa derecha 1	Right cover 1	1	CONJUNTO--20215
2		Tapa derecha 2	Right cover 2	1	CONJUNTO--20215
3		Tornillo M6x15 DIN6921	M6x15 DIN6921 screw	1	-
4		Tornillo M6x40 DIN6921	M6x40 DIN6921 screw	5	-
5		Tornillo M6x45 DIN6921	M6x45 DIN6921 screw	1	-

**BMW S1000RR '19-'22
BMW S1000R '20-'22**

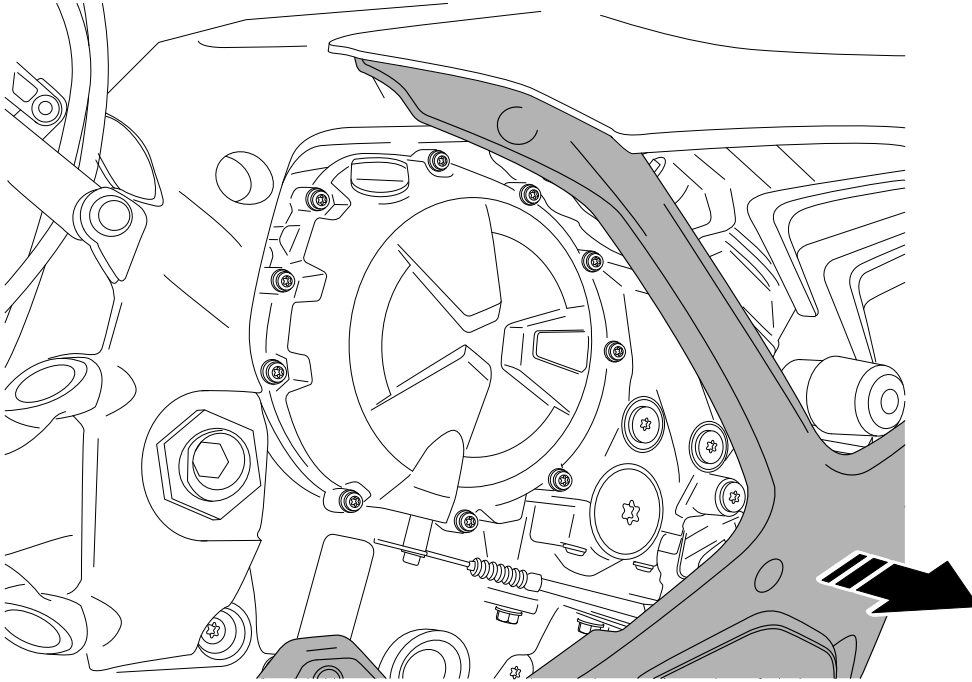
REF 20215N

INSTRUCCIONES DE MONTAJE - MOUNTING INSTRUCTIONS - MONTAGEANLEITUNG

1

DISASSEMBLY
DESMONTAJE

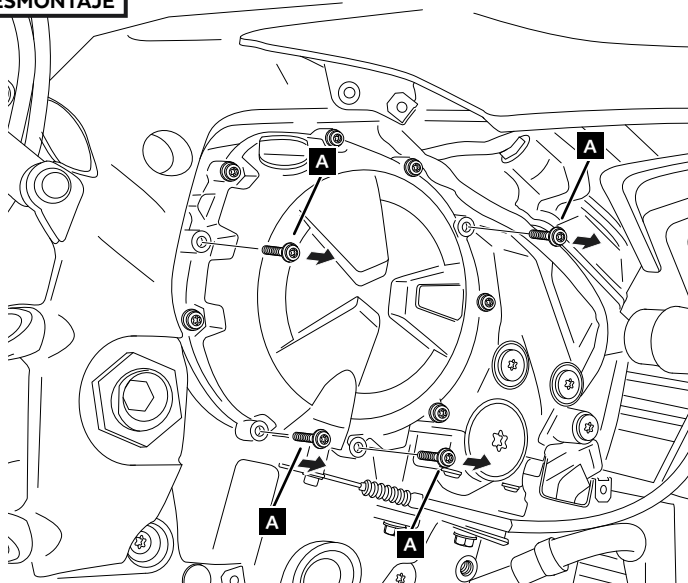
DESMONTAR EL CARENADO /
REMOVE THE COVER



2

DISASSEMBLY
DESMONTAJE

A Tornillería original
Original screws



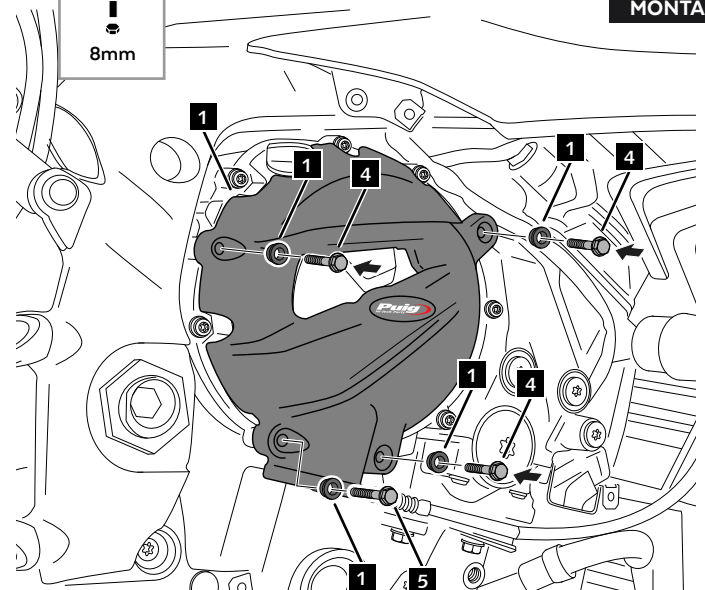
3

ASSEMBLY
MONTAJE

TUBE



8mm



4-5



3,00 N/m + ángulo giro 90° - Par de apriete
2,21 lbf/ft + turning angle 90° - Tightening torque

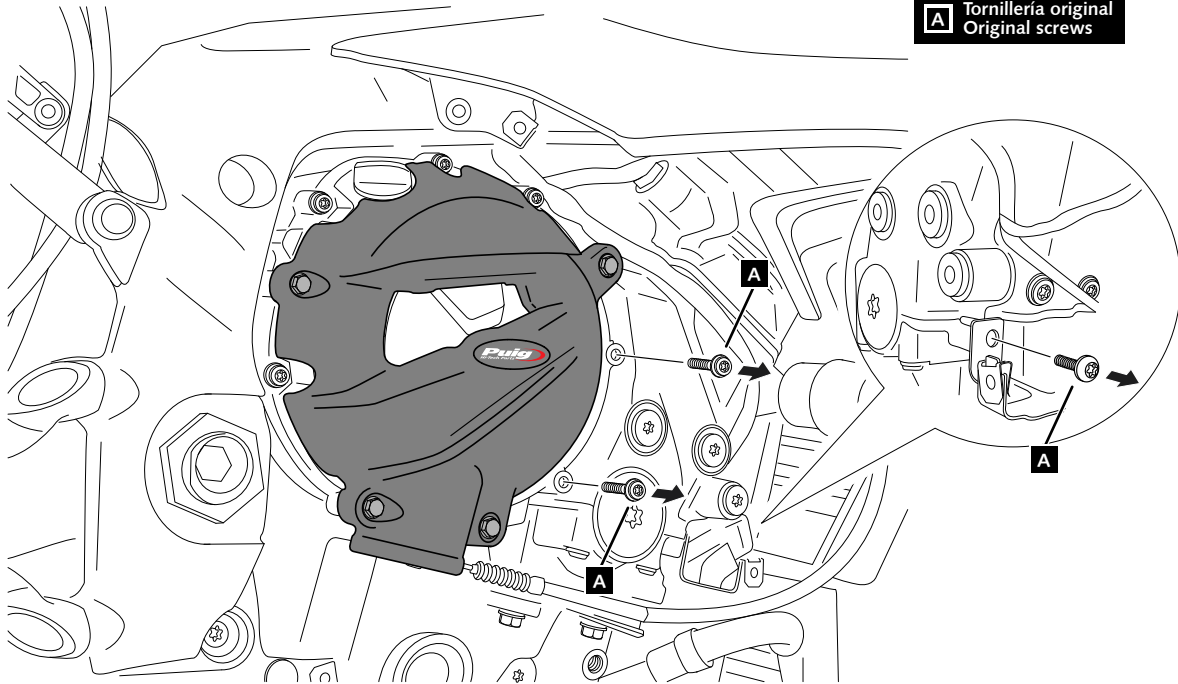
**BMW S1000RR '19-'22
BMW S1000R '20-'22**

REF 20215N

INSTRUCCIONES DE MONTAJE - MOUNTING INSTRUCTIONS - MONTAGEANLEITUNG

4

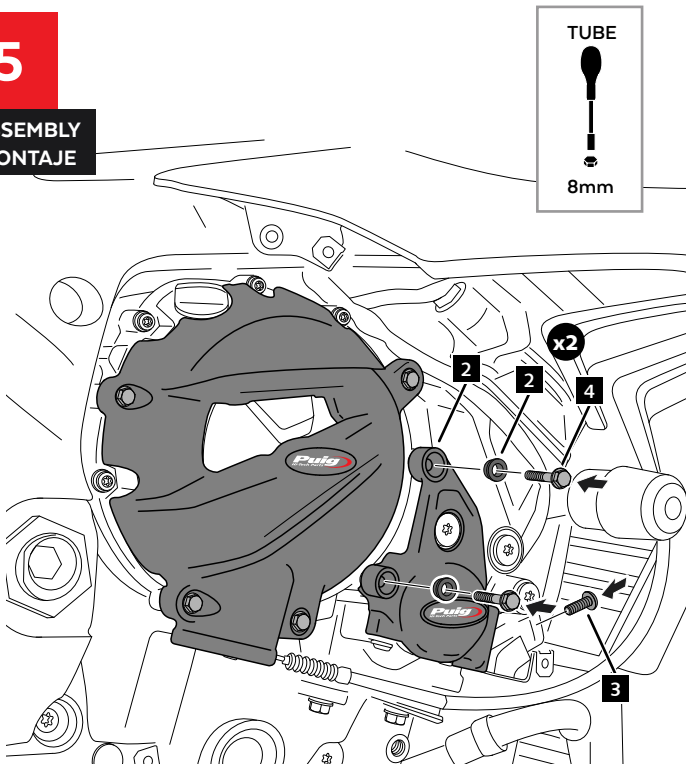
**DISASSEMBLY
DESMONTAJE**



A Tornillería original
Original screws

5

**ASSEMBLY
MONTAJE**



TUBE

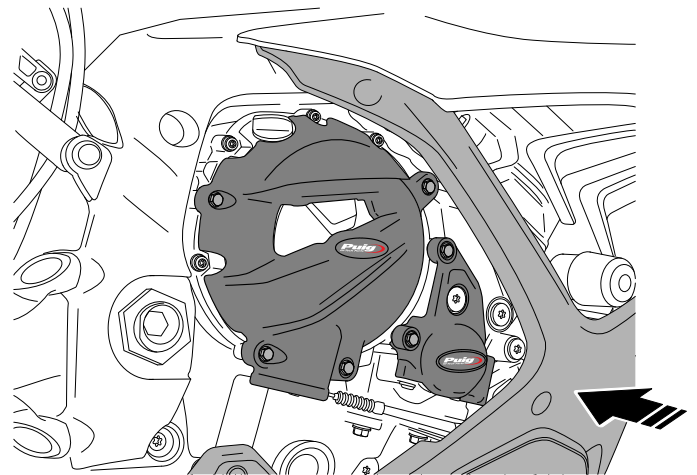


8mm

**MONTAR EL CARENADO /
ASSEMBLE THE COVER**

6

**ASSEMBLY
MONTAJE**



4 9,00 N/m - Par de apriete
6,64 lbf/ft - Tightening torque