

### Standard Conditions of Sale

The catalogue description and any exhibition of samples are only broad indications of the Products and Drury Precision Engineering Limited may make design changes which do not diminish their performance or visual appeal and supplying them in such state shall conform to the order.

The Buyer acknowledges no representation or warranty (other than as to title) has been given or will apply to the Products other than those in Drury Precision Engineering Limited order or confirmation and the Buyer confirms it has chosen the Products as being of merchantable quality and suitable for its particular purposes.

The Buyer is responsible for ensuring that the warranty on the motorcycle is not affected by the fitting of the products.

On return of any defective Products Drury Precision Engineering Limited shall at its option either supply a replacement or refund the purchase money but shall not be liable if the Products have been modified or used or maintained otherwise than in accordance with Drury Precision Engineering Limited instructions and good engineering practice or if the defect arises from accident or neglect.

Other than identified above and subject to Drury Precision Engineering Limited not limiting its liability for causing death and personal injury, it shall not be liable for indirect or consequential loss and otherwise its liability shall be limited to the amounts paid by the Buyer for the Products.

These terms do not affect the Buyer's statutory rights.  
If you require any further information, then please contact us:

Phone: UK Callers: 0800 634 2801  
International Callers: +44 1507 466729  
Fax: +44 (0) 1507 462 790  
Email: [sales@evotech-performance.com](mailto:sales@evotech-performance.com)

Please note that the above is for your information only and does not constitute the Terms and Conditions of your purchase. These can be found on our website [www.evotech-performance.com](http://www.evotech-performance.com). If you do not have internet access, you can obtain our Terms and Conditions by writing to us at the above address.

### Returns, Refunds and Replacements

We hope you are happy with your purchase from Evotech Performance. However, if you wish to return or replace a product, then please carefully read the information and follow the instructions below before sending back your item.

If, within 30 days, you wish to return a product that is not faulty, we will be happy to accept it back, providing that it is undamaged and in a re-sellable condition. You will have to pay the return postage and we will discount your refund by a 10% re-packaging and re-stocking fee. We will not refund the original postage.

If the product is faulty, or the wrong part, or any other reason that is our fault we will also refund the return postage costs.

In either event, please ask for advice when you wish to return anything by calling 0800 634 2801 or by emailing [sales@evotech-performance.com](mailto:sales@evotech-performance.com), we will advise the best method of returning it.

If a product should develop a fault after 30 days, please contact us to discuss.

Please let us know why you wish to return the product.

If you are returning faulty goods, you are entitled to a refund or a replacement part. Please indicate which you prefer.

Please ensure that the goods are packed securely, and include all of the original parts, using the original packaging where possible. If necessary place in suitable extra packaging to protect the goods whilst in transit to us.

Please make sure that you obtain and retain Proof of Posting Certificate from the Post Office when you return your goods. This is to protect you in the event that your goods are lost in transit; they remain your responsibility until they reach us.

### **Returns Address:**

**Evotech Performance, Beechings Way, Alford, Lincolnshire, LN13 9JE, United Kingdom.**



**EVOTECH**  
P E R F O R M A N C E

## **Installation Instructions Suzuki 650 V-Strom Radiator Guard**

**Product Reference –10668**


**[www.evotech-performance.com](http://www.evotech-performance.com)**

## Kit Content


1 x Neoprene ( cut to 190 x 2)

## Fitting Instructions


1. Remove the right hand side panel shown in the picture. 3 screws.



2. Remove the rubber protection rubber as shown in the picture



3. Fit the neoprene to the inside of the radiator as shown in the picture.



4. Remove the bottom location bolt.



5. Slide the radiator guard in to position. Hook the guard on to the top of the radiator. Secure in position using the original bolt. Refit the rubber support bracket behind the radiator guard.

6. Refit inner panel.

Please visit: [www.evotech-performance.com](http://www.evotech-performance.com)  
to view our full product range